



Sai Shradha Charitable Trust's

REAL INSTITUTE OF MANAGEMENT & RESEARCH

Approved by AICTE, New Delhi, DTE, Mumbai & Affiliated to R.T.M. Nagpur University

Campus : Pruthviraj Nagar, Sai Shradha Park, Beltarodi Road, Near Beltarodi Police Station, Nagpur- 440037

Ph. No.: 9860948968, 9225221253 Email : realimr@gmail.com, Web : www.realimr.com

President : S. G. Barde - 9372623399, 9373113023

Secretary : Mrs. M. S. Barde

Ref. No. RIMR/

Date:

RIMR/NAAC 2019/ Metrics Level Deviations/Cr6-1

Date:- 09/09/2019

Criteria 6.2.3:	Implementation of e-governance in areas of operation 1.Planning and Development 2.Administration 3.Finance and Accounts 4.Student Admission and Support 5.Examination
DVV Findings:	Please provide Institutional budget statements allocated for the heads of E-governance implementation, ERP Document, Screen shots of user interfaces of each module.
Response/ Clarification	1) List of implementations signed by Principal is attached. (Appendix-I) 2) Screen shots of the user interfaces along with caption of all the implementations claimed here signed by Principal are attached. (Appendix-II) 3) Institutional budget statements by highlighting funds allocated for the heads of E-governance are attached. (Appendix-III)


Cr-6 Coordinator


NAAC Coordinator




Principal
Orig. Principal
Real Institute of Management
& Research

Address for correspondence : 42, Shri Sai Nivas, Navjeevan Colony, Wardha Road, Nagpur (M.S.) 440 015 Ph. : 0712-2251661

Appendix-I

6. Governance, Leadership and Management (100)


6.2 Strategy Development and Deployment (10)

6.2.3 Implementation of e-governance
in areas of operation

1. Planning and Development
2. Administration
3. Finance and Accounts
4. Student Admission and Support
5. Examination

Options:

Areas of e governance	Name of the Vendor with contact details	Year of implementation
Planning and Development	ERP by Speed Tech Serve	2014-15
Administration	ERP by Speed Tech Serve	2014-15
Finance and Accounts	Tally ERP	2012-13
Student Admission and Support	ERP by Speed Tech Serve	2014-15
Examination	Software by RTM, Nagpur University	2013-14


NAAC Coordinator



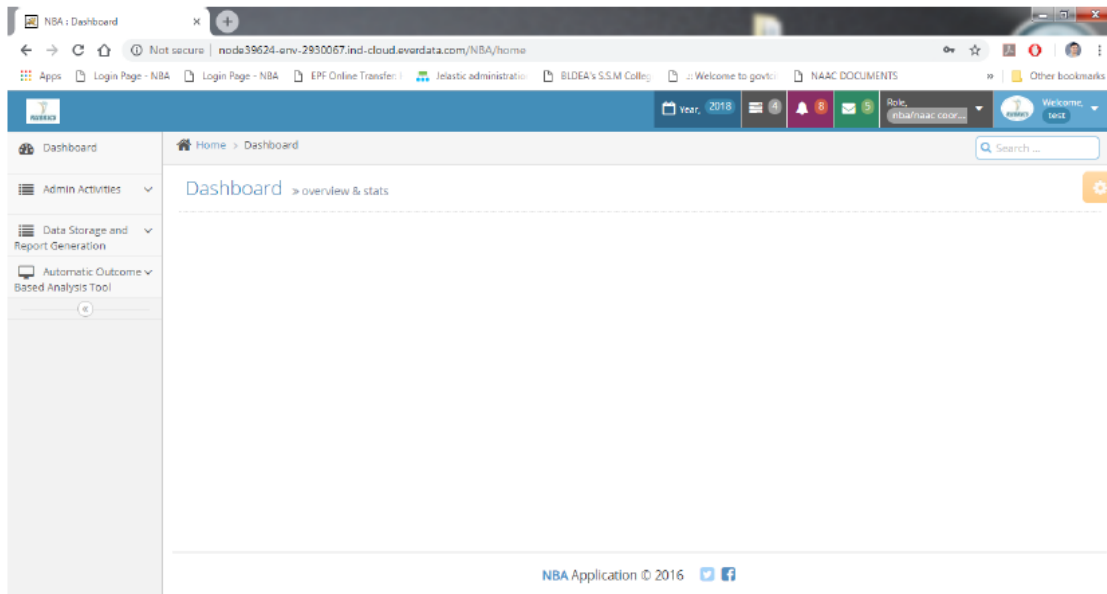

Principal
Orig. Principal
Real Institute of Management
& Research

Appendix-II

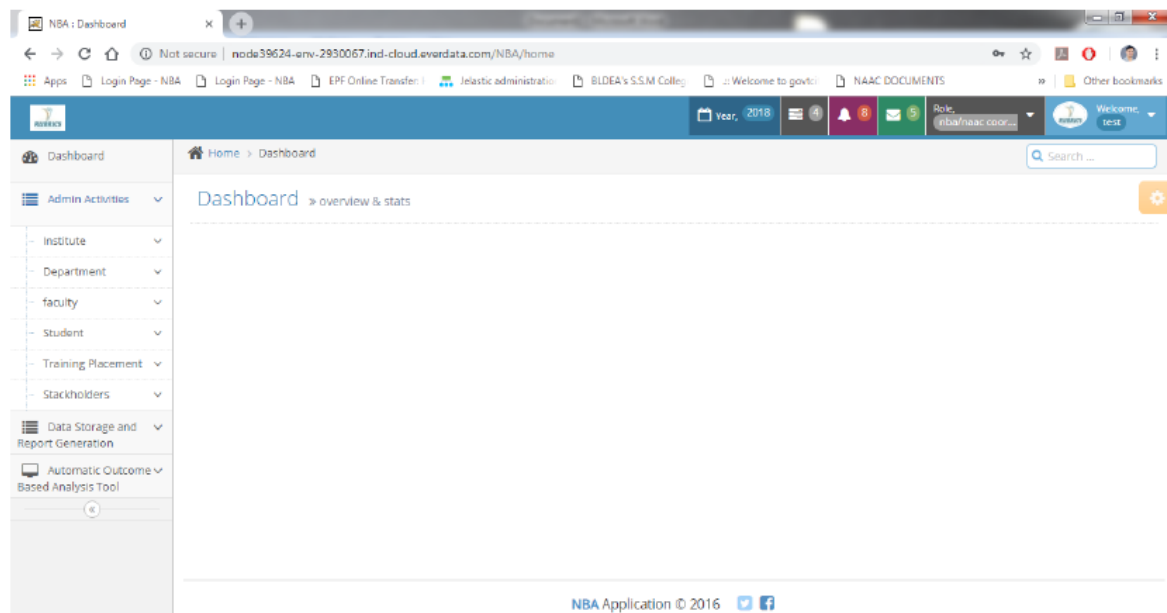
Areas of e governance – Planning and Development , Administration.

Name of software- Rubrics ERP

Dashboard:-



Admin Module:-



Student Module:-

NBA : Dashboard

node39624-env-2930067.ind-cloud.evordata.com/NBA/guestLecture

Apps Login Page - NBA Login Page - NBA EPF Online Transfer Elastic administration BLDEA's S.S.M College Welcome to gov(NAAC DOCUMENTS Other bookmarks

Year 2018

Dashboard

Admin Activities

Data Storage and Report Generation

Student

Admission Detail

Student Use

Mentoring System

Attendance Monitoring

Curricular Activity

Co-Curricular

Guest Lecture

STTP/Workshop/ Conferences/Training Programs

Paper Presentation/ Project Exhibition/ Design Contests

Publication

Industrial Visit

Industrial Training

Entrepreneurship Development Initiative

Add Guest Lecture/ Seminars

Guest Lecture / Seminar

Department: --Please Select--

Program Name: --Please Select--

Class: --Please Select--

Semester: --Please Select--

Print

Guest Lecture

Display: 10 records Search:

Serial No.	Name of resource person	Organization/ Institute	Date of Lecture	Class	Topic	Summary	Action
No data available in table							

Admission Module:-

NBA : Dashboard

node39624-env-2930067.ind-cloud.evordata.com/NBA/student

Apps Login Page - NBA Login Page - NBA EPF Online Transfer Elastic administration BLDEA's S.S.M College Welcome to gov(NAAC DOCUMENTS Other bookmarks

Year 2018

Dashboard

Admin Activities

Data Storage and Report Generation

Student

Admission Detail

Student Use

Mentoring System

Attendance Monitoring

Curricular Activity

Co-Curricular

Extra-Curricular Activities

Promote Students

Demote Students

Faculty

Department

Institute

Stakeholders

Training Placement

Automatic Outcome Based Analysis Tool

Add New Student Details

New Student

Department: --Please Select--

Program: --Please Select--

Class: --Please Select--

Choose File No file chosen

Upload Data

Print Demo File

Student Details

Display: 10 records Search:

Serial No.	Name of Student	Admission Category (Exam)	Eligibility Score	SSC Marks	Year of passing	HSC Marks	Year of passing	Reservation Category(Caste)	Permanent Address	Local Address	Parents Contact Number	Parents Email	Students Co-Mat Number	Students Email	Emergency Contact Number	Action
No data available in table																

Faculty Module:-

The screenshot shows the 'Faculty' module in the NBA Dashboard. The left sidebar lists various modules, with 'Faculty' selected. The main content area is titled 'Add New Faculty Research Publication'. It features a form for 'New Faculty Research Publication' with a 'Department' dropdown menu. Below the form is a table titled 'Faculty Research Publication' with columns: Serial No., Name Of Faculty, Nature of Publication, Name of Journal/Conference, Impact Factor, Name of Co-author, Details, Date, and Action. The table currently shows 'No data available in table'. A 'PRINT' button is located to the right of the table.

Department Module:-

The screenshot shows the 'Department' module in the NBA Dashboard. The left sidebar lists various modules, with 'Department' selected. The main content area is titled 'Add New Faculty Research Publication'. It features a form for 'New Faculty Research Publication' with a 'Department' dropdown menu. Below the form is a table titled 'Faculty Research Publication' with columns: Serial No., Name Of Faculty, Nature of Publication, Name of Journal/Conference, Impact Factor, Name of Co-author, Details, Date, and Action. The table currently shows 'No data available in table'. A 'PRINT' button is located to the right of the table.

Institute Module:-

NBA : Dashboard

Not secure | node39624-env-2930067.ind-cloud.evedata.com/NBA/regularEmployee

Apps | Login Page - NBA | Login Page - NBA | EPF Online Transfer | Jelastic administration | BLDEA's S.S.M College | Welcome to govt | NAAC DOCUMENTS

Year: 2018

Dashboard

Admin Activities

Data Storage and Report Generation

Student

Faculty

Department

Institute

Institutional Information

Program Details

Other Academic Institutions

Employees

Regular Employees

Contractual Employees

Total students

Information of Head

Language Lab

Library

Internet Details

Safety Norms And Check

Institute

Regular Employees(Faculty and Staff):

Print

Item		CAY	
		Min	Max
Faculty in Engineering	Male	0	0
	Female	0	0
Faculty in Maths, Science & Humanities	Male	0	0
	Female	0	0
Non-teaching staff	Male	0	0
	Female	0	0

Save

Stakeholder Module:-

NBA : Dashboard

Not secure | node39624-env-2930067.ind-cloud.evedata.com/NBA/stakeholdersMeetingDetails

Apps | Login Page - NBA | Login Page - NBA | EPF Online Transfer | Jelastic administration | BLDEA's S.S.M College | Welcome to govt | NAAC DOCUMENTS

Year: 2018

Dashboard

Admin Activities

Data Storage and Report Generation

Student

Faculty

Department

Institute

Stakeholders

Meeting Details

Feedback and Suggestions

Guest User Feedback

Training Placement

Automatic Outcome Based Analysis Tool

Add Meeting Details with Stakeholders

Print

Meeting Details with Stakeholders

Display: 10 records

Search:

Serial No	Stakeholder	Purpose of Meeting	Date of Meeting	Members Present	Remark	Action
No data available in table						

Training and Placement Module:-

The screenshot shows a web application interface for the NBA Dashboard. The left sidebar contains a menu with options: Dashboard, Admin Activities, Data Storage and Report Generation (with sub-items: Student, Faculty, Department, Institute, Stakeholders), Training Placement (with sub-items: Training Activity, Placement Activity, Company details, Record of Placement and Higher Studies), and Automatic Outcome Based Analysis Tool. The main content area is titled 'Add New Training Activity' and features a form with three dropdown menus: Department, Program, and Class, each with a '--Please Select--' option. Below the form is a 'Print' button. Underneath the form is a table titled 'Trainings'. The table has columns: Serial No., Name of resource person, Organization/ Institute/ Industry, Purpose of Visit, Date of Lecture, Topic, Summary, and Action. The table currently displays 'No data available in table'.

Examination:-

The screenshot shows the login page of the Rashtrasant Tukadoji Maharaj Nagpur University Examination Section Portal. The header includes the university's name and logo, and the text 'Formerly known as Nagpur University'. Below the header is a 'LOGIN' button. The login form has two input fields: 'UserName :' and 'Password :'. Below the form are 'Login' and 'Cancel' buttons. A notification banner at the bottom reads: 'Notification regarding internal / sessional / practical marks of session 5'. At the bottom right is the 'Promarc' logo. The footer contains a contact number: 'For any queries please contact on 7447426801/2/3/4/5/6/7'.

Finance and Accounts:-

TallyERP 9

P: Print E: Export M: E-Mail O: Upload S: Shop G: Language K: Keyboard X: Control Centre H: Support Centre H: Help

Gateway of Tally

Current Period: 1-4-2017 to 31-3-2018 Current Date: Saturday, 31 Mar, 2018

List of Selected Companies

Name of Company: Date of Last Entry:

Gateway of Tally

Masters

- Accounts Info.
- Inventory Info.
- Quick Setup

Transactions

- Accounting Vouchers
- Inventory Vouchers

Utilities

- ImpOrt of Data
- Banking

Reports

- Balance Sheet
- Profit & Loss A/c
- Stock Summary
- Ratio Analysis

Display Multi Account Printing

Quit

Product: Tally ERP 9 POWER OF SIMPLICITY

Version: Series A Release 4.93 (90/90) Tally Messages

License: Serial Number: 705538380 License: STAC 239 INSCAL STAT 200

Configuration: STAC 239 INSCAL STAT 200

Calculator: Ctrl + B

Account ID: amaxeducation@rediffmail.com

Proxy: ODBC Server on Port 9000

Tally.NET subscription expired on: 31-May-2016

Copyright: (c) Tally Solutions Pvt. Ltd., 1988-2015

Thursday, 1 Nov, 2018

12:46:21

Tally MAIN --> Gateway of Tally

F1: Select Cmp F2: Date F3: Company F4: Connected F11: Features F12: Configure